



TEST REPORT

According to ANSI/IES LM-80-15
For

Hongli Zhihui Group Co.,Ltd. Guangzhou Branch

Room 316, Building 2, No.1, Xianke Yi Road, Huadong Town, Huadu District, Guangzhou, China

**Model: HL-AG-2016H421W-LVR5-S1-
PCT-HR3**

Report Type: 6000 Hours Test Report		Product Type: LED Package	
Reviewed By:	Pote Wang	<i>Pote Wang</i>	
Report Number:	SZ2230424-21873E-EE-6000		
Test Date:	2023-04-26 to 2024-01-20		
Report Date:	2024-02-06		
Approved by:	Blake Zhang / EE Engineer	<i>Blake Zhang</i>	
Prepared By:	Bay Area Compliance Laboratories Corp. (Dongguan). No.12, Pulong East 1 st Road, Tangxia Town, Dongguan, Guangdong, China. Tel: +86-0769-86858888 Fax:+86-0769-86858588		

TABLE OF CONTENTS

1 - General Information	3
1.1 Description of LED Light Sources	3
1.2 Standards and Reference Documentations	4
1.3 Testing Equipment	5
1.4 Drive Level	5
1.5 Ambient Conditions for Maintenance Test	5
1.6 Photometric Measurement Method and Uncertainty.....	5
1.7 Statement of Traceability	5
1.8 Sample Set.....	6
2 - Summary of Test Result	7
3 - Test Data	8
3.1 Data Set 1, 85°C, 60mA (Lumen Maintenance)	8
3.2 Data Set 1, 85°C, 60mA (Forward Voltage).....	9
3.3 Data Set 1, 85°C, 60mA (Chromaticity Shift)	10
3.4 Data Set 2, 105°C, 60mA (Lumen Maintenance)	11
3.5 Data Set 2, 105°C, 60mA (Forward Voltage).....	12
3.6 Data Set 2, 105°C, 60mA (Chromaticity Shift).....	13
4 - DUT Photo	14
4.1 Mechanical Dimensions	14
4.2 DUT Photo.....	14
Directions	15

1 - General Information

1.1 Description of LED Light Sources

Sample Size:

50 PCS test samples were in good condition and received on 2023-04-24. The samples were numbered from 1 to 25 and 26 to 50.

Manufacturer:	Hongli Zhihui Group Co.,Ltd. Guangzhou Branch
Part Number:	HL-AG-2016H421W-LVR5-S1-PCT-HR3
Part Type:	LED Package
#Drive Level:	DC 60mA
#Nominal CCT:	2700K
#Power:	0.2W
#Average Current Density per LED die:	344.445mA/mm ²
#Average Power Density per LED die:	1.1481W//mm ²
#CRI:	80
#Die Spacing:	N/A

Sampling Method:

LED samples for IESNA LM-80 testing consist of units built from a minimum of three manufacturing lots with each manufacturing lot built from different wafer lots built on non-consecutive days.

These manufacturing lots are picked to represent a wide parametric distribution.

Family products covered by this report:

According to *ENERGY STAR® Requirements for the Use of LM-80 Data*, the following products can be covered by this report base on the information and declaration provided by manufacturer. The information of these models shows that the covered products meet all section 4 requirements of *ENERGY STAR® Requirements for the Use of LM-80 Data* (September 28, 2017)

This report covers the following models:

Series Name	Model Name	CRI (typ.)	Total Input Current (mA)	Power (W)	CCT (K)	Number of dies	Driver current per die(mA)	Current Density per Die (mA/mm ²)	Power Density per PCB (W/mm ²)	Die Spacing (mm)
Test model	HL-AG-2016H421W-LVR5-S1-PCT-HR3	80	60	0.2	2700	1	60	344.445	0.0625	/
Multiple model	HL-AG-2016H421W-LVR5-S1-PCT-HR3-SH	80	10	0.03	2200-6500	1	10	57.4075	0.0094	/
Multiple model	HL-AG-2016H421W-LVR5-S1-PCT-HR3-P5-SH	80	10	0.03	2200-6500	1	10	57.4075	0.0094	/
Multiple model	HL-**-2016H***W-***-S1-PCT-HR*-**-***	70-80	60	0.2	2200-6500	1	60	344.445	0.0625	/
Multiple model	HL-**-2016H***W-***-S1-PCT-HR*-**-***	70-80	30	0.09	2200-6500	1	30	172.222	0.0281	/
Multiple model	HL-**-2016H***W-***-S1-PCT-HR*-**-***	70-80	20	0.06	2200-6500	1	20	114.815	0.0188	/
Multiple model	HL-**-2016H***W-***-S1-PCT-HR*-**-***	70-80	10	0.03	2200-6500	1	10	57.4075	0.0094	/
Multiple model	HL-**-2016D***W-***-S1-PCT-HR*-**-***	70-80	60	0.2	2200-6500	1	60	344.445	0.0625	/
Multiple model	HL-**-2016D***W-***-S1-PCT-HR*-**-***	70-80	30	0.09	2200-6500	1	30	172.222	0.0281	/
Multiple model	HL-**-2016D***W-***-S1-PCT-HR*-**-***	70-80	20	0.06	2200-6500	1	20	114.815	0.0188	/
Multiple model	HL-**-2016D***W-***-S1-PCT-HR*-**-***	70-80	10	0.03	2200-6500	1	10	57.4075	0.0094	/

Note: The model name begins with "HL", such as "HL-**-2016H***W-***-S1-PCT-HR*-**-***", " " is described in detail as follows:

1. The first"***" is a letter A or AG which stands for the Market demand.
2. The second"****" is a number from 1 to 999 which stands for the brightness level.
3. The third "****" which stands for the Zener chip code or none, no impact on product performances, Zener chip code refers to the electrostatic capacity.
4. The fourth"***"is the number 1 or 2 or 3 which stands for the different CRI style.
5. The fifth"***"is the letter, which stands for the different direction of application or none.
6. The sixth"****"is the letter, which stands for the customer code or none.

1.2 Standards and Reference Documentations

- ANSI/IES LM-80-15: IES Approved Method for Measuring Lumen Maintenance of LED Light Sources.
- CIE 127:2007: Measurement of LEDs
- ENERGY STAR® Requirements for the Use of LM-80 Data (This standard was not accredited by IAS)

1.3 Testing Equipment

Device	Manufacture	Model No	Serial No	Calibration date	Calibration due date
High Accuracy Array Spectroradiometer	EVERFINE	HAAS 2000	P600674CM5391140	2023-09-02	2024-09-11
0.5M Integrating Sphere	EVERFINE	0.5m	NA	2023-09-02	2024-09-11
LED Test Source	EVERFINE	LTS-300	P185616CJ1391143	2023-09-02	2024-09-11
Standard Light Source	EVERFINE	D062	M133799CM1381112	2023-05-12	2025-05-11
LED device life aging system	BACL	BP0-230-200-3	60103	2023-04-17	2024-04-16
Digital CC&CV DC Power Supply	EVERFINE	WY5015	11090006	2023-10-16	2024-10-15

1.4 Drive Level

Samples are driven with a constant direct current (DC) during maintenance test, photometric and electrical measurement. The current value was regulated to within $\pm 3\%$ of the specified value of the manufacturer during maintenance test, and was within $\pm 0.5\%$ during photometric and electrical measurement test.

1.5 Ambient Conditions for Maintenance Test

For lumen maintenance test, samples within one data set, were installed on cooling boards in thermal chambers with minimal ambient airflow. The case temperature and ambient temperature was monitored by thermocouples which one was soldered to the coldest DUTs' case (TMP_{LED}) location, while the other is mounted at a distance of 5 mm above the TMP location.

During life testing, TMP_{LED} of the coldest LEDs were maintained at a temperature that was greater than or equal to $2^{\circ}C$ below the corresponding nominal case temperature. Surrounding air was maintained at a temperature that was greater than or equal to $5^{\circ}C$ below the corresponding nominal case temperature. Thermocouples were shielded from direct DUT optical radiation and comply with ASTM E230 Table 1 "Special Limits".

Samples were connected to DC power supply in series circuits with a constant current. The forward current was regulated to within $\pm 3\%$ of the specified value of the manufacturer.

The relative humidity within chamber was kept less than 65% during test.

For photometry measurement, the ambient temperature during test was set to $25^{\circ}C \pm 2^{\circ}C$, RH <65%.

1.6 Photometric Measurement Method and Uncertainty

Integrating sphere and spectroradiometer is used to measure luminous flux and chromaticity coordinate $u'v'$. 2π measurement was used and sample was driven by DC power supply. The forward current was regulated to within $\pm 0.5\%$ of the nominal value. The test system was calibrated by halogen reference lamp. The ambient temperature during test was set to $25^{\circ}C \pm 2^{\circ}C$, RH <65%. The temperature measurement point was located in the sphere and the temperature was detected by a temperature probe.

The uncertainty of the light output measurements is $U=1.59\%$ ($K=2$), at the 95% confidence level. The uncertainty of the correlated color temperature measurements is $U=21K$ ($K=2$), at the 95% confidence level.

The uncertainty of the temperature is $U=0.8671^{\circ}C$ ($K=2$), at the 95% confidence level.

1.7 Statement of Traceability

Bay Area Compliance Laboratories Corp. (Dongguan) attested that all calibration has been performed using suitable standards traceable to National Primary Standards and International System of Units (SI).



1.8 Sample Set

Data Set 1: 85°C, 60mA

Part Number: HL-AG-2016H421W-LVR5-S1-PCT-HR3

Number of Units: 25

Case Temperature: >83°C

Ambient Temperature: >80°C

Life Test Drive Current: 60mA

Measurement Current: 60mA

Data Set 2: 105°C, 60mA

Part Number: HL-AG-2016H421W-LVR5-S1-PCT-HR3

Number of Units: 25

Case Temperature: >103°C

Ambient Temperature: >100°C

Life Test Drive Current: 60mA

Measurement Current: 60mA

2 - Summary of Test Result

Data Set:	Sample Size	Failures Observed:	Test Interval	Test Duration	α	β	Reported TM-21 L ₇₀ Lifetime	Reported TM-21 L ₉₀ Lifetime
1	25	0	1000hrs	6000hrs	2.233E-06	1.003	>36000 hours	>36000 hours
2	25	0	1000hrs	6000hrs	2.534E-06	1.002	>36000 hours	>36000 hours

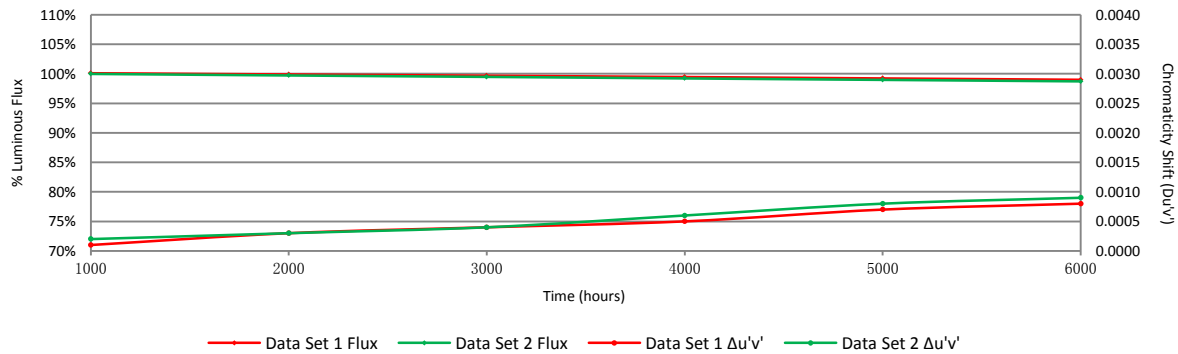
Average Lumen Maintenance (Percentage of Initial Luminous Flux)

Data Set:	1000hrs	2000hrs	3000hrs	4000hrs	5000hrs	6000hrs
1	100.10%	99.89%	99.68%	99.46%	99.22%	98.99%
2	99.98%	99.72%	99.48%	99.22%	98.97%	98.72%

Average Chromaticity Shift

Data Set:	1000hrs	2000hrs	3000hrs	4000hrs	5000hrs	6000hrs
1	0.0001	0.0003	0.0004	0.0005	0.0007	0.0008
2	0.0002	0.0003	0.0004	0.0006	0.0008	0.0009

Average Lumen Maintenance and Chromaticity Shift VS. Time



3 - Test Data

3.1 Data Set 1, 85°C, 60mA (Lumen Maintenance)

No.	Φ(lm)	Lumen Maintenance (%)					
	0hr(Initial)	1000hrs	2000hrs	3000hrs	4000hrs	5000hrs	6000hrs
1	25.67	99.92	99.73	99.61	99.45	99.30	99.14
2	26.27	100.15	100.04	99.81	99.58	99.28	99.05
3	25.36	100.24	100.04	99.80	99.41	99.13	98.86
4	25.92	100.12	99.96	99.77	99.54	99.38	99.00
5	26.20	100.19	99.92	99.66	99.50	99.24	99.05
6	25.37	100.04	99.80	99.57	99.41	99.21	98.94
7	26.20	100.08	99.77	99.62	99.35	99.16	98.82
8	25.44	99.92	99.80	99.57	99.37	99.21	99.06
9	25.18	99.96	99.84	99.60	99.48	99.29	99.17
10	25.92	100.08	99.88	99.61	99.46	99.27	98.96
11	25.90	100.08	99.92	99.61	99.42	99.15	98.96
12	26.04	100.15	99.92	99.62	99.42	99.23	99.08
13	25.88	100.19	99.92	99.73	99.50	99.19	98.96
14	25.96	100.19	99.92	99.81	99.50	99.31	99.00
15	25.98	100.08	99.88	99.73	99.54	99.35	99.15
16	25.38	100.20	99.92	99.72	99.53	99.37	99.17
17	25.83	100.15	99.96	99.73	99.50	99.19	98.99
18	26.31	100.08	99.92	99.73	99.47	99.13	98.90
19	25.76	100.08	99.88	99.69	99.53	99.18	98.91
20	25.23	99.92	99.80	99.64	99.45	99.21	98.93
21	25.93	100.12	99.92	99.73	99.54	99.27	99.07
22	25.86	100.23	99.96	99.69	99.46	99.19	98.92
23	25.47	100.08	99.80	99.65	99.41	99.02	98.78
24	24.78	100.12	99.76	99.60	99.39	99.19	98.95
25	25.93	100.19	99.85	99.61	99.27	99.07	98.92
Avg.	25.75	100.10	99.89	99.68	99.46	99.22	98.99
Med.	25.88	100.12	99.92	99.66	99.46	99.21	98.96
st dev	0.38	0.09	0.08	0.08	0.07	0.09	0.11
Min.	24.78	99.92	99.73	99.57	99.27	99.02	98.78
Max.	26.31	100.24	100.04	99.81	99.58	99.38	99.17

3.2 Data Set 1, 85°C, 60mA (Forward Voltage)

No.	Forward Voltage (V)						
	0hr(Initial)	1000hrs	2000hrs	3000hrs	4000hrs	5000hrs	6000hrs
1	2.841	2.843	2.841	2.842	2.840	2.842	2.844
2	2.857	2.858	2.855	2.859	2.855	2.858	2.858
3	2.872	2.871	2.870	2.872	2.871	2.874	2.874
4	2.845	2.846	2.845	2.846	2.845	2.849	2.848
5	2.845	2.844	2.845	2.847	2.843	2.848	2.847
6	2.838	2.838	2.837	2.840	2.838	2.839	2.839
7	2.876	2.874	2.874	2.878	2.875	2.878	2.876
8	2.857	2.855	2.855	2.857	2.855	2.857	2.859
9	2.845	2.845	2.845	2.847	2.845	2.845	2.846
10	2.867	2.867	2.867	2.869	2.870	2.868	2.869
11	2.851	2.848	2.849	2.851	2.852	2.851	2.851
12	2.843	2.842	2.844	2.845	2.846	2.846	2.846
13	2.845	2.842	2.847	2.846	2.848	2.847	2.845
14	2.853	2.850	2.853	2.854	2.856	2.853	2.854
15	2.865	2.864	2.868	2.867	2.867	2.867	2.866
16	2.846	2.846	2.847	2.850	2.846	2.851	2.847
17	2.869	2.867	2.871	2.872	2.869	2.870	2.870
18	2.862	2.861	2.864	2.864	2.863	2.863	2.865
19	2.875	2.873	2.877	2.877	2.877	2.874	2.876
20	2.849	2.848	2.850	2.851	2.851	2.851	2.852
21	2.848	2.845	2.849	2.848	2.849	2.848	2.849
22	2.852	2.851	2.852	2.854	2.853	2.852	2.853
23	2.863	2.866	2.864	2.871	2.866	2.863	2.864
24	2.848	2.851	2.848	2.855	2.849	2.850	2.848
25	2.852	2.854	2.855	2.859	2.855	2.854	2.855
Avg.	2.855	2.854	2.855	2.857	2.855	2.856	2.856
Med.	2.852	2.851	2.852	2.854	2.853	2.852	2.853
st dev	0.011	0.011	0.011	0.011	0.011	0.011	0.011
Min.	2.838	2.838	2.837	2.840	2.838	2.839	2.839
Max.	2.876	2.874	2.877	2.878	2.877	2.878	2.876

3.3 Data Set 1, 85°C, 60mA (Chromaticity Shift)

No.	u'	v'	CCT(K)	Chromaticity Shift ($\Delta u'v'$)					
	0hr(Initial)			1000hrs	2000hrs	3000hrs	4000hrs	5000hrs	6000hrs
1	0.2594	0.5327	2743	0.0001	0.0002	0.0003	0.0004	0.0006	0.0009
2	0.2554	0.5316	2831	0.0001	0.0002	0.0004	0.0005	0.0007	0.0008
3	0.2579	0.5301	2786	0.0001	0.0002	0.0004	0.0006	0.0009	0.0009
4	0.2583	0.5325	2766	0.0001	0.0003	0.0004	0.0005	0.0007	0.0008
5	0.2557	0.5302	2833	0.0002	0.0003	0.0004	0.0006	0.0008	0.0009
6	0.2588	0.5321	2758	0.0001	0.0003	0.0004	0.0006	0.0008	0.0008
7	0.2548	0.5286	2860	0.0001	0.0002	0.0004	0.0005	0.0007	0.0008
8	0.2576	0.5310	2786	0.0001	0.0002	0.0003	0.0005	0.0007	0.0009
9	0.2561	0.5282	2834	0.0001	0.0002	0.0004	0.0005	0.0007	0.0008
10	0.2559	0.5277	2839	0.0001	0.0002	0.0004	0.0006	0.0008	0.0009
11	0.2592	0.5322	2749	0.0002	0.0004	0.0004	0.0006	0.0008	0.0009
12	0.2575	0.5313	2789	0.0002	0.0003	0.0004	0.0004	0.0006	0.0008
13	0.2558	0.5311	2826	0.0001	0.0004	0.0003	0.0004	0.0005	0.0007
14	0.2589	0.5324	2754	0.0001	0.0003	0.0003	0.0006	0.0007	0.0009
15	0.2580	0.5312	2778	0.0001	0.0002	0.0004	0.0004	0.0006	0.0008
16	0.2591	0.5276	2771	0.0001	0.0003	0.0004	0.0005	0.0007	0.0007
17	0.2573	0.5322	2790	0.0001	0.0003	0.0004	0.0004	0.0006	0.0007
18	0.2548	0.5333	2837	0.0001	0.0002	0.0002	0.0004	0.0004	0.0006
19	0.2548	0.5290	2859	0.0001	0.0002	0.0003	0.0003	0.0006	0.0007
20	0.2571	0.5326	2790	0.0001	0.0004	0.0005	0.0006	0.0006	0.0007
21	0.2578	0.5338	2770	0.0001	0.0002	0.0004	0.0005	0.0006	0.0006
22	0.2574	0.5290	2801	0.0001	0.0002	0.0003	0.0005	0.0006	0.0008
23	0.2580	0.5283	2790	0.0001	0.0002	0.0004	0.0006	0.0008	0.0008
24	0.2580	0.5304	2782	0.0001	0.0003	0.0003	0.0004	0.0006	0.0007
25	0.2583	0.5345	2759	0.0001	0.0003	0.0004	0.0005	0.0006	0.0007
Avg.	0.2573	0.5309	2795	0.0001	0.0003	0.0004	0.0005	0.0007	0.0008
Med.	0.2576	0.5312	2789	0.0001	0.0002	0.0004	0.0005	0.0007	0.0008
st dev	0.0015	0.0020	35	0.0000	0.0001	0.0001	0.0001	0.0001	0.0001
Min.	0.2548	0.5276	2743	0.0001	0.0002	0.0002	0.0003	0.0004	0.0006
Max.	0.2594	0.5345	2860	0.0002	0.0004	0.0005	0.0006	0.0009	0.0009

3.4 Data Set 2, 105°C, 60mA (Lumen Maintenance)

No.	Φ(lm)	Lumen Maintenance (%)					
	Ohr(Initial)	1000hrs	2000hrs	3000hrs	4000hrs	5000hrs	6000hrs
26	25.58	100.16	99.92	99.73	99.41	99.02	98.83
27	25.56	100.12	99.88	99.57	99.37	99.14	98.94
28	24.32	100.08	99.88	99.55	99.30	99.01	98.73
29	25.39	99.84	99.53	99.41	99.17	98.94	98.78
30	25.35	100.16	99.84	99.61	99.29	98.93	98.74
31	25.64	99.92	99.69	99.53	99.30	99.10	98.83
32	24.26	100.04	99.84	99.59	99.34	99.13	98.85
33	24.87	100.16	99.84	99.60	99.32	98.99	98.75
34	25.39	99.96	99.72	99.41	98.98	98.86	98.66
35	25.69	99.84	99.69	99.46	99.14	98.87	98.56
36	25.86	99.88	99.65	99.42	99.30	98.99	98.80
37	24.99	99.96	99.68	99.48	99.28	99.04	98.76
38	25.04	100.04	99.72	99.40	99.20	99.00	98.72
39	25.80	99.92	99.61	99.42	99.11	98.99	98.68
40	25.62	99.84	99.61	99.38	99.02	98.75	98.59
41	25.56	99.92	99.65	99.49	99.30	99.10	98.79
42	25.51	100.04	99.73	99.45	99.18	98.98	98.71
43	25.37	100.08	99.76	99.41	99.17	98.94	98.66
44	25.26	99.96	99.72	99.45	99.05	98.89	98.65
45	25.23	99.84	99.64	99.41	99.13	98.89	98.61
46	25.32	99.76	99.49	99.33	99.17	98.97	98.66
47	26.12	99.85	99.66	99.54	99.16	98.85	98.58
48	25.40	100.12	99.80	99.53	99.25	98.90	98.74
49	25.30	100.08	99.88	99.57	99.37	99.05	98.70
50	25.84	99.81	99.61	99.42	99.23	98.92	98.68
Avg.	25.37	99.98	99.72	99.48	99.22	98.97	98.72
Med.	25.39	99.96	99.72	99.46	99.23	98.98	98.72
st dev	0.43	0.12	0.12	0.09	0.11	0.10	0.09
Min.	24.26	99.76	99.49	99.33	98.98	98.75	98.56
Max.	26.12	100.16	99.92	99.73	99.41	99.14	98.94

3.5 Data Set 2, 105°C, 60mA (Forward Voltage)

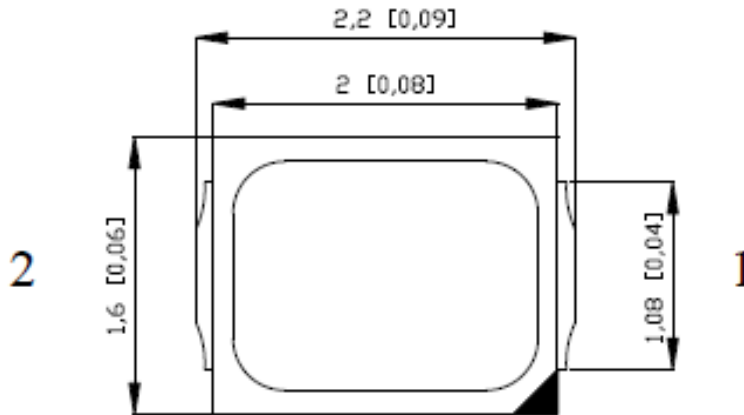
No.	Forward Voltage (V)						
	0hr(Initial)	1000hrs	2000hrs	3000hrs	4000hrs	5000hrs	6000hrs
26	2.840	2.845	2.843	2.845	2.848	2.843	2.843
27	2.859	2.862	2.863	2.863	2.867	2.864	2.864
28	2.852	2.853	2.852	2.854	2.857	2.853	2.854
29	2.853	2.855	2.852	2.854	2.857	2.853	2.853
30	2.841	2.843	2.843	2.843	2.848	2.842	2.843
31	2.874	2.878	2.877	2.877	2.872	2.877	2.876
32	2.847	2.848	2.849	2.847	2.851	2.849	2.851
33	2.847	2.846	2.847	2.845	2.847	2.846	2.849
34	2.842	2.845	2.846	2.842	2.849	2.849	2.844
35	2.847	2.849	2.852	2.848	2.850	2.854	2.849
36	2.866	2.869	2.871	2.871	2.872	2.874	2.868
37	2.846	2.848	2.849	2.850	2.851	2.852	2.849
38	2.840	2.841	2.843	2.841	2.841	2.848	2.842
39	2.854	2.855	2.857	2.857	2.855	2.859	2.855
40	2.847	2.848	2.850	2.848	2.848	2.852	2.847
41	2.843	2.845	2.845	2.843	2.844	2.847	2.843
42	2.869	2.871	2.872	2.872	2.870	2.879	2.870
43	2.838	2.839	2.842	2.840	2.839	2.841	2.838
44	2.846	2.848	2.849	2.847	2.846	2.848	2.847
45	2.846	2.847	2.849	2.845	2.845	2.847	2.846
46	2.847	2.849	2.849	2.847	2.848	2.851	2.849
47	2.856	2.856	2.856	2.855	2.855	2.858	2.858
48	2.846	2.847	2.849	2.846	2.847	2.850	2.849
49	2.857	2.859	2.859	2.858	2.858	2.860	2.857
50	2.841	2.844	2.843	2.841	2.843	2.848	2.843
Avg.	2.850	2.852	2.852	2.851	2.852	2.854	2.851
Med.	2.847	2.848	2.849	2.847	2.849	2.851	2.849
st dev	0.009	0.010	0.010	0.010	0.009	0.010	0.010
Min.	2.838	2.839	2.842	2.840	2.839	2.841	2.838
Max.	2.874	2.878	2.877	2.877	2.872	2.879	2.876

3.6 Data Set 2, 105°C, 60mA (Chromaticity Shift)

No.	u'	v'	CCT(K)	Chromaticity Shift ($\Delta u'v'$)					
	0hr(Initial)			1000hrs	2000hrs	3000hrs	4000hrs	5000hrs	6000hrs
26	0.2572	0.5302	2799	0.0001	0.0002	0.0003	0.0005	0.0006	0.0008
27	0.2566	0.5277	2825	0.0002	0.0003	0.0004	0.0006	0.0008	0.0008
28	0.2544	0.5266	2880	0.0001	0.0002	0.0003	0.0004	0.0004	0.0006
29	0.2576	0.5287	2799	0.0003	0.0004	0.0005	0.0005	0.0008	0.0009
30	0.2565	0.5284	2825	0.0002	0.0004	0.0004	0.0005	0.0008	0.0009
31	0.2551	0.5301	2847	0.0001	0.0003	0.0004	0.0005	0.0007	0.0008
32	0.2564	0.5305	2816	0.0002	0.0004	0.0005	0.0007	0.0008	0.0009
33	0.2537	0.5302	2876	0.0001	0.0002	0.0004	0.0007	0.0007	0.0008
34	0.2579	0.5279	2794	0.0001	0.0004	0.0007	0.0009	0.0011	0.0012
35	0.2573	0.5293	2803	0.0002	0.0003	0.0004	0.0007	0.0009	0.0009
36	0.2532	0.5305	2887	0.0002	0.0002	0.0003	0.0004	0.0007	0.0008
37	0.2565	0.5264	2832	0.0001	0.0004	0.0004	0.0006	0.0007	0.0009
38	0.2567	0.5278	2821	0.0001	0.0002	0.0003	0.0005	0.0007	0.0008
39	0.2534	0.5274	2898	0.0001	0.0002	0.0004	0.0004	0.0006	0.0007
40	0.2538	0.5292	2879	0.0002	0.0004	0.0006	0.0007	0.0008	0.0011
41	0.2595	0.5305	2749	0.0002	0.0003	0.0004	0.0006	0.0008	0.0009
42	0.2582	0.5304	2778	0.0002	0.0003	0.0004	0.0006	0.0008	0.0009
43	0.2596	0.5315	2744	0.0004	0.0005	0.0006	0.0008	0.0009	0.0012
44	0.2562	0.5301	2822	0.0003	0.0004	0.0007	0.0009	0.0011	0.0011
45	0.2585	0.5315	2766	0.0001	0.0002	0.0005	0.0006	0.0009	0.0010
46	0.2558	0.5317	2822	0.0001	0.0002	0.0003	0.0005	0.0007	0.0010
47	0.2577	0.5356	2765	0.0002	0.0004	0.0004	0.0005	0.0006	0.0008
48	0.2576	0.5320	2784	0.0001	0.0002	0.0003	0.0004	0.0005	0.0006
49	0.2557	0.5315	2826	0.0001	0.0004	0.0004	0.0006	0.0007	0.0009
50	0.2532	0.5306	2887	0.0002	0.0004	0.0006	0.0007	0.0008	0.0009
Avg.	0.2563	0.5299	2821	0.0002	0.0003	0.0004	0.0006	0.0008	0.0009
Med.	0.2565	0.5302	2822	0.0002	0.0003	0.0004	0.0006	0.0008	0.0009
st dev	0.0019	0.0020	45	0.0001	0.0001	0.0001	0.0001	0.0002	0.0002
Min.	0.2532	0.5264	2744	0.0001	0.0002	0.0003	0.0004	0.0004	0.0006
Max.	0.2596	0.5356	2898	0.0004	0.0005	0.0007	0.0009	0.0011	0.0012


4 - DUT Photo

4.1 Mechanical Dimensions



All dimensions are in millimeter

4.2 DUT Photo



Directions

1. The information marked "superscript #" is provided by the applicant, the laboratory is not responsible for its authenticity and this information can affect the validity of the result in the test report.
2. Unless otherwise stated the results shown in this test report refer only to the sample(s) tested.
3. Otherwise required by the applicant or Product Regulations, Decision Rule in this report did not consider the uncertainty.
4. The extended uncertainty given in this report is obtained by combining the standard uncertainty times the coverage factor $K=2$ with the 95% confidence interval.
5. This report cannot be reproduced except in full, without prior written approval of the Company.
6. This report is valid only with a valid digital signature. The digital signature may be available only under the Adobe software above version 7.0.

*****END OF REPORT*****